

螺絲供配機 Screw Feeder

旋轉滾筒傾斜路軌型 Rotary-Drum




MK-3020

規格 Specifications

功能 Features	低成本、機身細、適用於一螺絲 Low cost and space-saving model suitable for general small screws including flat-head screws
適用螺絲 Applicable screws	細螺絲、自攻螺絲及牙螺絲 Small screws, tapping screws and wooden screws
螺絲大小 Screw size	M 2.5~6.0, 長5~25mm Shank dia: 2.5 to 6mm, nominal length: 5 to 25mm
供應螺絲速度 Screw feeding capacity	5~150pcs/分鐘 5 to 150 pcs/min
送料斗容量 Hopper capacity	450cc
供應螺絲方式 Feeding methods	旋轉滾筒傾斜路軌 Rotary Drum Inclined Chute
螺絲感應器 Screw detector on chute	光源感應器 Photo Electric Tube
氣壓及耗氣量 Pneumatic supply, connection & consumption	0.4~0.5MPa, 1/4B最大50公升/分鐘 0.4 to 0.5MPa, 1/4B max. 50 liters/min
電源 Input voltage	100/200VAC, ±10% 50/60Hz, 20W
體積 Dimensions	210(寬 Width) x 444(深 Depth) x 417(高 Height)mm
淨重 Mass	大約20kg Approx. 20kg
其他 Others	已安裝電動及氣動控制器 Electrical & Pneumatic control units are installed

水平震動路軌型 Horizontal Vibratio Chute Type



MK-3150V

規格 Specifications

功能 Features	特別適合戒指螺絲及短螺絲 Ideal for sems, double sems screws and screw
適用螺絲 Applicable screws	戒指螺絲、(細螺絲、自攻螺絲、牙螺絲) Sems screws (small screws, tapping screws, wooden screws)
螺絲大小 Screw size	M 2.5~6.0, 長5~25mm Shank dia: 2.5 to 6mm, nominal length: 5 to 25mm
供應螺絲速度 Screw feeding capacity	5~150pcs/分鐘 5 to 150 pcs/min
送料斗容量 Hopper capacity	450cc
供應螺絲方式 Feeding methods	水平震動路軌型 Scoop-up with vibrating blades Horizontal Chute Methods
螺絲感應器 Screw detector on chute	光源感應器 Photo Electric Tube
氣壓及耗氣量 Pneumatic supply, connection & consumption	0.4~0.5MPa, 1/4B最大50公升/分鐘 0.4 to 0.5MPa, 1/4B max. 50 liters/min
電源 Input voltage	100/200VAC, ±10% 50/60Hz, 20W
體積 Dimensions	215(寬 Width) x 454(深 Depth) x 323(高 Height)
淨重 Mass	大約19kg Approx. 19kg
其他 Others	已安裝電動及氣動控制器 Electric & Pneumatic control units are installed

螺絲起子 Driver Units


電動真空吸取型 Recipro vacuum series



規格 Specifications

型號 Model	RD-4500	RD-10	RD-20	RD-30
扭力 Output torque (Nm)	0.3~0.8	0.2~1.0	1.0~2.0	1.0~3.0
空轉 No load speed (rpm)	1,700	1,500	1,600	1,000
電源 Supply voltage	AC100V 50/60Hz			

電動 7000 & 8000 系列 Electric drivers series



規格 Specifications

型號 Model	手按式 Lever start	DLV7120	DLV7130	DLV7140	DLV7220	DLV7231	DLV7241	DLV7251
	下壓式 Push start	DLV8120	DLV8130	DLV8140	DLV8220	DLV8231	DLV8241	DLV8251
扭力 Output torque (Nm)		0.25~0.75	0.5~1.7	1.2~3	0.35~0.7	0.5~1.7	1.2~3	2~4.5
空轉 No load speed (rpm)		1,000	1,000	700	3,000	2,000	1,200	700
重量 Mass (g)		1,200						
螺絲 Screws	機牙 Small screws	2.6~3	2.6~4	3.5~5	2.6~3	2.6~4	3.5~5	4.5~6
	自攻 Tapping screws	2.3~3	2.3~3.5	3~4	2.3~3	2.3~3.5	3~4	4~5
電源 Supply voltage		AC100V 50/60Hz						

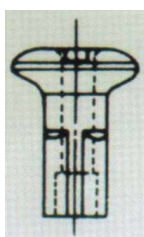
氣動35, 40s, 40 及 50 系列 Air drivers series



規格 Specifications

型號 Model	型號 Model 35	型號 Model 40S	型號 Model 40	型號 Model 50
螺絲 Screws	φ 2.5~φ 3	φ 2.5~φ 4	φ 3~φ 4	φ 5~φ 6
緊固速度 Tightening performance	5 至 50 pcs/分鐘 5 to 50 pcs/minute			
啟動方式 Startup method	手按式 Lever start	下壓式 Push start	手按式 Lever start	手按式 Lever start
空轉 Bit no-load (rpm)	2,000	2,300	1,400	1,400
扭力 Output torque (Nm)	0.5~2.0	0.5~2.0	1.0~2.5	1.5~3
重量 Mass	1,100			

奶咀螺絲 Nipples



適用奶咀螺絲 Usable nipples	典型型號 Typical models
自行車奶咀螺絲 #13 (螺絲頭直徑 Screw head diameter φ 7)	#9 - 40S
Bicycle nipples #14 (螺絲頭直徑 Screw head diameter φ 6.5)	#10 - 40S
#15 (螺絲頭直徑 Screw head diameter φ 6.5)	#11 - 40S
#6 (螺絲頭直徑 Screw head diameter φ 12)	#13 - 40S
#8 (螺絲頭直徑 Screw head diameter φ 11)	#14 - 40S
#9 (螺絲頭直徑 Screw head diameter φ 9.5)	#15 - 40S
#9 新 (螺絲頭直徑 Screw head diameter φ 10)	
#10 (螺絲頭直徑 Screw head diameter φ 9)	
#11 (螺絲頭直徑 Screw head diameter φ 8)	